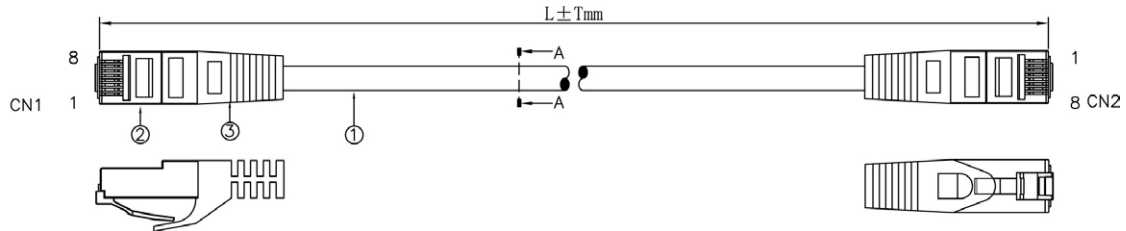


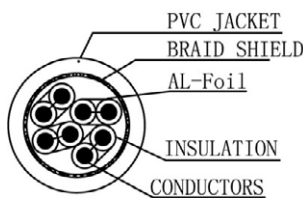
SCP Part Number: C6APC-1-BL

REV.A

Construction

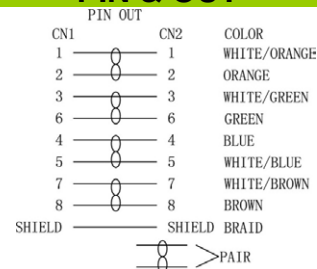


CAT6.A Cross section



PIN & OUT

568B



Construction

CAT6A S/FTP

Conductor	26AWG stranded bare copper
Construction	7×34AWG
Dia.(in/mm)	0.019/0.48
Insulate	Foam PE
Nom. Thickness(IN/mm)	0.011/0.275
Insulation Dia.(IN/mm)	0.041/1.03
Color Cord	Pair 1: Blue-White/Blue Pair 2: Orange-White/Orange Pair 3: Green-White/Green Pair 4: Brown-White/Brown
Pairs	4
Shield	AL foil
Cabling	4Pairs
Braid material	Tinned copper
Braid construction	80x0.00394in(0.10mm)
Jacket	FR-PVC
Nom. Thickness(in/mm)	0.024/0.61
Min. Thickness(in/mm)	0.019/0.49
Cable Dia.(in/mm)	0.252/6.40
Color	Blue&Red&White&Yellow or other
Printing:	STRUCTURED CABLE PRODUCTS CAT6A PATCH CABLE S/FTP 4PR 26AWG ANSI/TIA-568-C.2
	CONNECTER
Connector	RJ45(8P8C) Male CAT6A, with shield
Insulation	Clear Polyester, UL94V-2
Contacts	Brass, Gold Plated 3u
Shield	Steel, nickel plated
	CAT6A S/FTP PATCH CABLE
Molded material	FR-PVC
Pin&Out	EIA/TIA 568B
Length	see packing data
Packing	1pcs/bag,

Performance

Electrical Characteristics:[@68°F.(20°C.)]

Nom. Transmission Characteristics (100m)

Freq. (MHz)	IL (dB)	NEXT (dB)	PSNEXT (dB)	ACR-F (dB)	PSACR-F (dB)
1	3.00	65.00	62.00	63.30	60.30
4	4.20	63.00	60.50	51.20	48.20
8	5.80	58.20	55.60	45.20	42.20
10	6.50	56.60	54.00	43.30	40.30
16	8.20	53.20	50.60	39.20	36.20
100	20.90	39.90	37.10	23.30	20.30
250	33.90	33.10	30.20	15.30	12.30
300	37.40	31.70	28.80	13.70	10.70
400	43.70	28.70	25.80	11.20	8.20
500	49.30	26.10	23.20	9.30	6.30

Conductor DCR (Ω/100ft)	≤1
Unbalance of Pair DCR (%)	≥5000
Dielectric strength between Pairs(kV/min)	≤5.6
Insulation resistance (MΩ·km)	≤330
Capacitance (nF/100m)	100±15
Dielectric strength between Pairs(kV/min)	None
Characteristic impedance (Ω)	
Short or Open of the loop	
Mechanical Characteristics:	
Operating Temperature Range(°C)	-20~75

ALL COMPONENTS ARE RoHS COMPLIANT

Packing data

Length (ft)	Tolerance (in/mm)	pcs /carton	N.W. (lbs/kgs)	G.W. (lbs/kgs)
1	1.18/30	250	14.33/6.5	16.53/7.5
3	1.18/30	150	16.53/7.5	18.74/8.5
6	1.97/50	100	16.53/7.5	18.74/8.5
10	1.97/50	80	20.94/9.5	23.15/10.5
15	1.97/50	60	24.25/11	26.46/12