



SCP PART#: 10G-FP-U

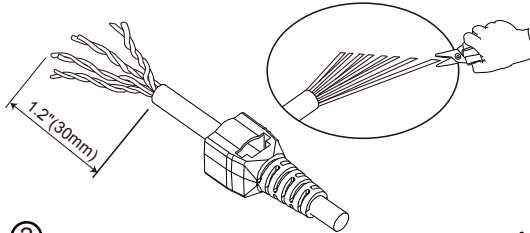
UPC: 817777014907

Instruction Manual

JACK PIN DESIGNATIONS	TIA / EIA T568A	TIA / EIA T568B	INDUSTRIAL
	1	White/Green	White/Orange
2	Green	Orange	Orange
3	White/Orange	White/Green	White
6	Orange	Green	Blue
4	Blue	Blue	
5	White/Blue	White/Blue	
7	White/Brown	White/Brown	
8	Brown	Brown	

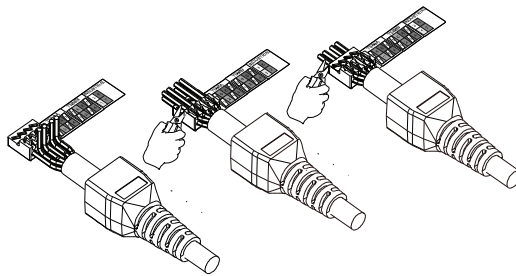
①

Insert cable into strain relief boot, strip off 1.2 inch of cable jacket.



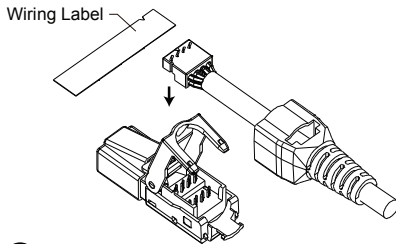
②

Fan out all four twisted pairs, following the color coding label and allocate each conductor into proper slot on wiring cap. Trim the ends of conductors.



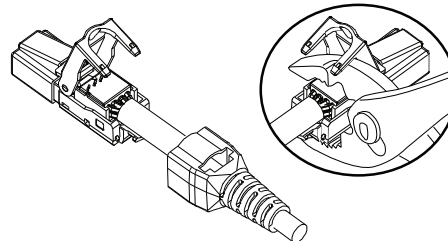
③

Remove the wiring label before place wiring cap on plug.



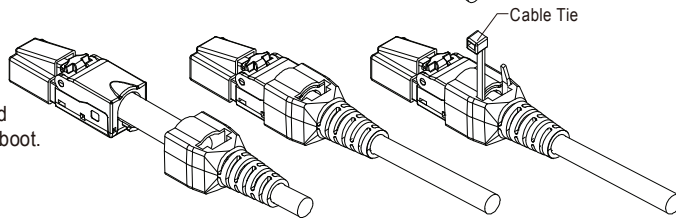
④

Place the wiring cap onto plug, use plier to clamp wiring cap until it completely snap-in to effect the connection.



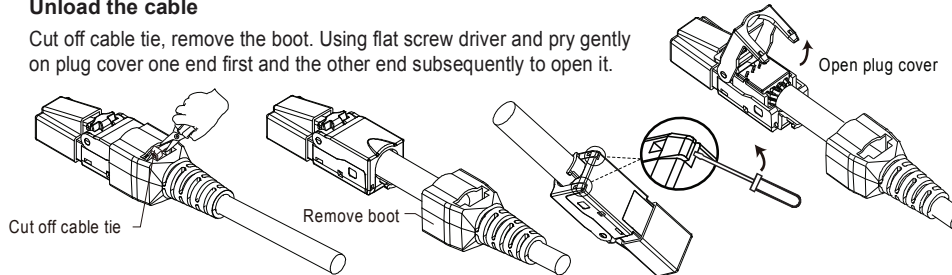
⑤

Close plug cover. Pull back strain relief boot to cover the plug, fasten supplied cable tie to secure cable with boot.



Unload the cable

Cut off cable tie, remove the boot. Using flat screw driver and pry gently on plug cover one end first and the other end subsequently to open it.



Boot adjustment

Cut the end of boot to fit your cable OD.

